


e901

Bedienungsanleitung
Instructions for use
Notice d'emploi
Istruzioni per l'uso
Instrucciones para el uso
Gebruiksaanwijzing



Bedienungsanleitung.....	3
Instructions for use	9
Notice d'emploi	15
Istruzioni per l'uso.....	21
Instrucciones para el uso.....	27
Gebruiksaanwijzing.....	33

e901

High-quality pre-polarised condenser microphone with half-cardioid pick-up pattern, especially suitable for use with kick drums.

The extremely thin, high-strength diaphragm delivers a very low bass response and fast transient signals. Incidental rear noise is effectively rejected.

Features



- Frequency response tailored for kick drum miking
- Fast attack
- Very dry and precise low-bass response
- Extremely rugged sound inlet basket
- Rubber damping plate on base
- Gold-plated XLR connector
- Integrated pre-amplifier

Delivery includes

- **e901** microphone
- Pouch
- Instructions for use
- Warranty Certificate

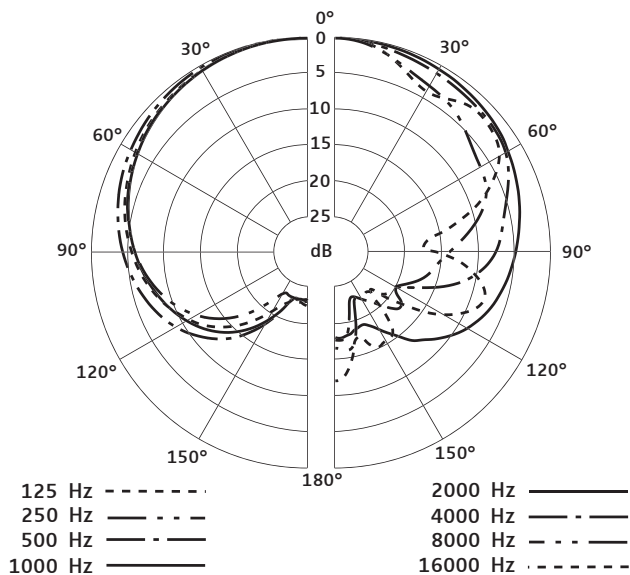
Positioning the microphone

Kick drums

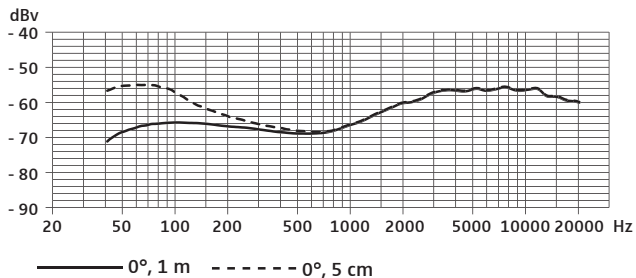
Position	Resulting sound	Commentary
	Much resonance, much attack Less attack: Turn the microphone away from where the beater strikes.	Position the microphone at the bottom of the kick drum, approx. 10–20 cm from the batter head.
	The 901 is used for picking up the attack, the 902 for picking up the fundamental.	Combined with an 902 positioned at the resonant head. The lower micro- phone must be phase-reversed to avoid phase- cancellation effects due to the second microphone being on the other side of the drumskin.

In order to prevent interference due to crosstalk between adjacent sound sources, try to position the microphone so that the interfering sound source is located in the angle area of the highest cancellation of the microphone (approx. 180°; see polar diagram).

Polar diagram



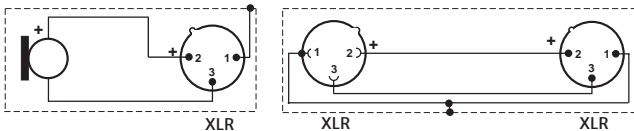
Frequency response curve



Specifications

Transducer principle	pre-polarised condenser microphone
Frequency response	20–20,000 Hz
Pick-up pattern	half-cardioid
Sensitivity (free field, no load at 1 kHz)	0.5 mV/Pa
Nominal impedance (at 1 kHz)	< 100 Ω
Min. terminating impedance	1 k Ω
Phantom powering	48 V / 1.1 mA
Max. sound pressure level at 1 kHz	154 dB SPL
Connector	XLR-3
Weight	550 g
Dimensions	length: 126.5 mm width: 105 mm height: 26.5 mm

Pin assignment of XLR-3 connector



Overview of microphone applications

Application	Variant									
	e901	e902	e904	e905	e906	e908B	e908D	e914	e935	e945
Vocals									x	x
Choirs								x		
Studio, acoustic instruments					x			x		
Orchestra								x		
Brass / Saxophone		x	x			x				
Acoustic guitar								x		
Acoustic bass								x		
Guitar amplifiers					x					
Bass amplifiers		x								
Leslie	x	x	x	x						
Piano, grand piano								x		
Kick drums	x	x								
Snare drums			x	x	x		x			
Rack toms			x	x	x		x			
Floor toms		x	x	x	x		x			
Congas			x		x	x	x			
Cymbals								x		
Percussion			x	x	x	x	x	x		
Overheads								x		



Konformitätserklärung

Sennheiser electronic GmbH & Co. KG erklären, dass dieses Gerät die anwendbaren CE-Normen und Vorschriften erfüllt.

Approval

Sennheiser electronic GmbH & Co. KG declare that this device is in compliance with the applicable CE standards and regulations.

Certification

Sennheiser electronic GmbH & Co. KG déclarons que cet appareil est en conformité avec les normes CE.

Certificazione

Sennheiser electronic GmbH & Co. KG dichiara che questo apparecchio risponde alle normative e alle prescrizioni CE applicabili.

Autorizacion

Sennheiser electronic GmbH & Co. KG declara que este aparato cumple las normas y directrices de la CE aplicables.

Vergunning

Sennheiser electronic GmbH & Co. KG verklaren, dat dit toestel voldoet aan de toepasselijke CE-normen en voorschriften.

Diese Service-Nummer gilt nur für Deutschland




K.I.S.S.

Kunden-Information-System-Sennheiser

0180 / 5221 539

0,12 € je Minute

Montag -Freitag: 8.00 Uhr - 18.00 Uhr



Sennheiser electronic GmbH & Co. KG
30900 Wedemark, Germany
Phone +49 (5130) 600 0
Fax +49 (5130) 600 300
www.sennheiser.com

Printed in Germany

Publ. 08/04

094279/A01